

Q1 Name of Business

Answered: 13 Skipped: 0

Q2 Trading Address

Answered: 13 Skipped: 0

Q3 Contact person

Answered: 13 Skipped: 0

Q4 Position in company

Answered: 13 Skipped: 0

Q5 E-Mail address (as validation, will not be given to other parties)

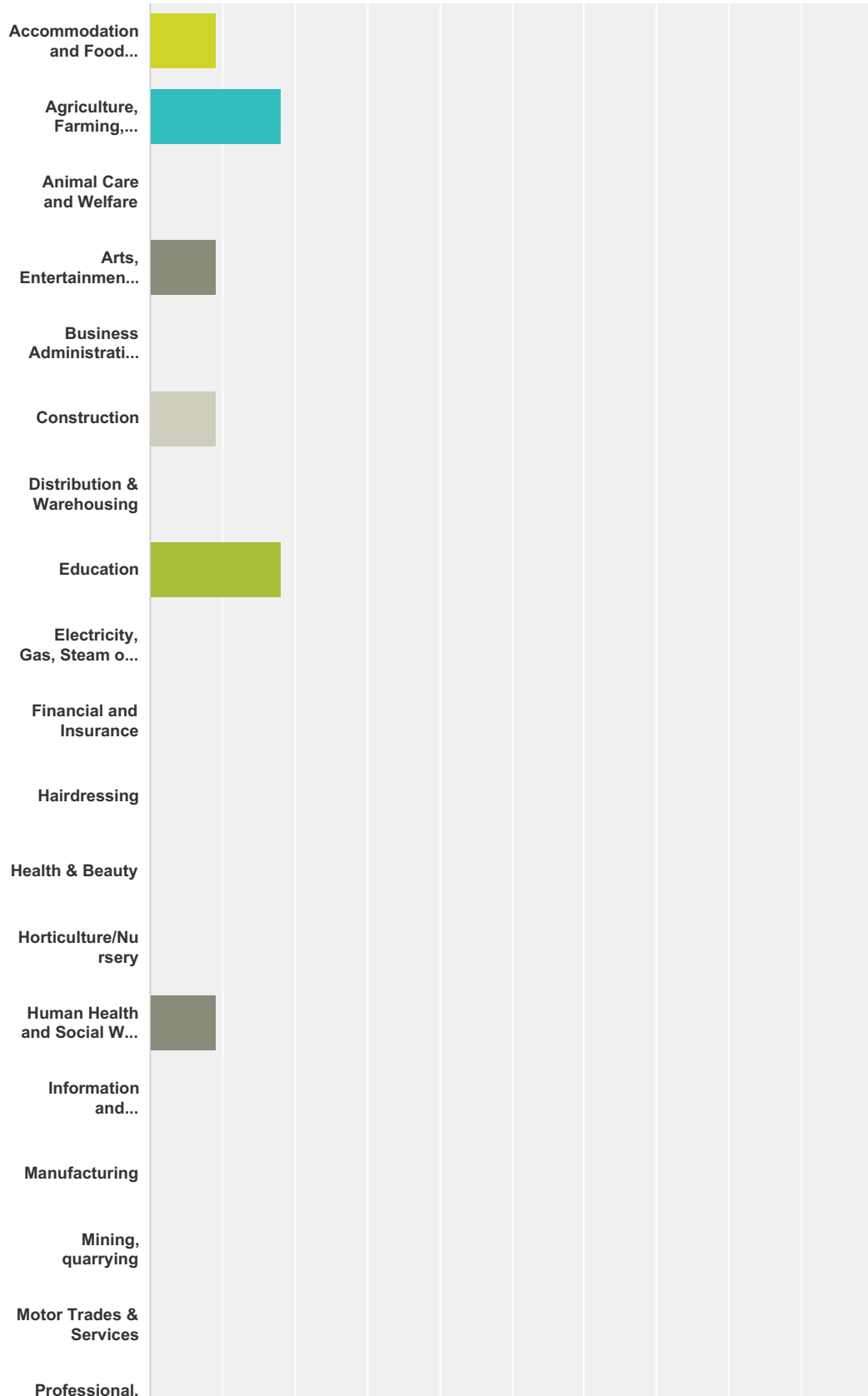
Answered: 13 Skipped: 0

Q6 Contact Telephone Number (this is optional)

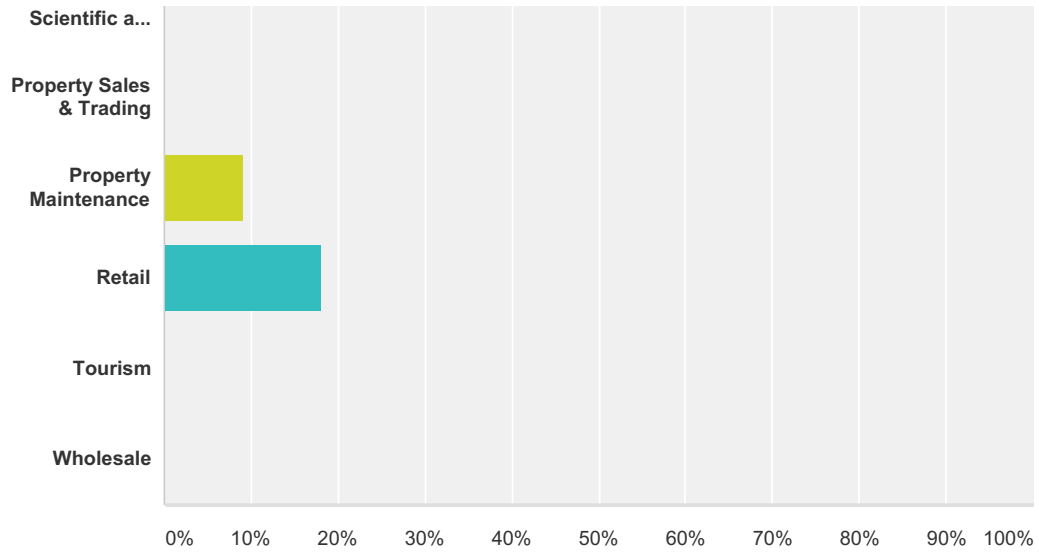
Answered: 10 Skipped: 3

Q7 How would you categorise your business?

Answered: 11 Skipped: 2



Cannington Neighbourhood Plan (Business)



Answer Choices	Responses
Accommodation and Food Services	9.09% 1
Agriculture, Farming, Forestry, Fishing	18.18% 2
Animal Care and Welfare	0.00% 0
Arts, Entertainment & Recreation	9.09% 1
Business Administrative and Support Services	0.00% 0
Construction	9.09% 1
Distribution & Warehousing	0.00% 0
Education	18.18% 2
Electricity, Gas, Steam or Air Conditioning Maintenance/Repair	0.00% 0
Financial and Insurance	0.00% 0
Hairdressing	0.00% 0
Health & Beauty	0.00% 0
Horticulture/Nursery	0.00% 0
Human Health and Social Work Activities	9.09% 1
Information and Communication	0.00% 0
Manufacturing	0.00% 0
Mining, quarrying	0.00% 0
Motor Trades & Services	0.00% 0
Professional, Scientific and Technical	0.00% 0
Property Sales & Trading	0.00% 0

Cannington Neighbourhood Plan (Business)

Property Maintenance	9.09%	1
Retail	18.18%	2
Tourism	0.00%	0
Wholesale	0.00%	0
Total		11

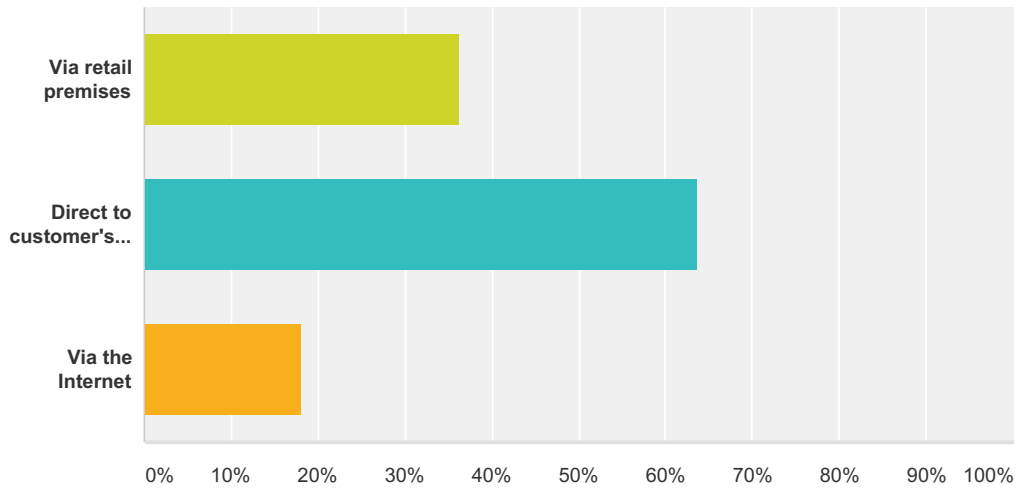
Q8 Do you sell to or provide services directly to other companies? If so what proportion (%) would you estimate?

Answered: 10 Skipped: 3

Answer Choices	Responses
Mainly within the village vicinity.	70.00% 7
Within the village and surrounding districts	70.00% 7
Nationally	30.00% 3
International	20.00% 2

Q9 Do you sell/provide services to the public?

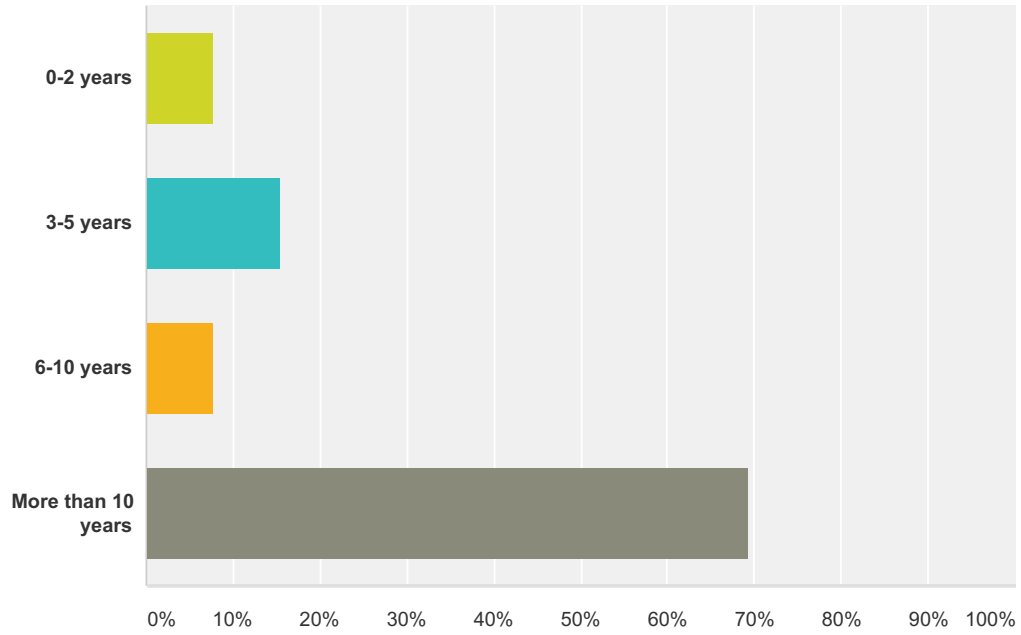
Answered: 11 Skipped: 2



Answer Choices	Responses
Via retail premises	36.36% 4
Direct to customer's premises	63.64% 7
Via the Internet	18.18% 2
Total Respondents: 11	

Q10 How old is your business?

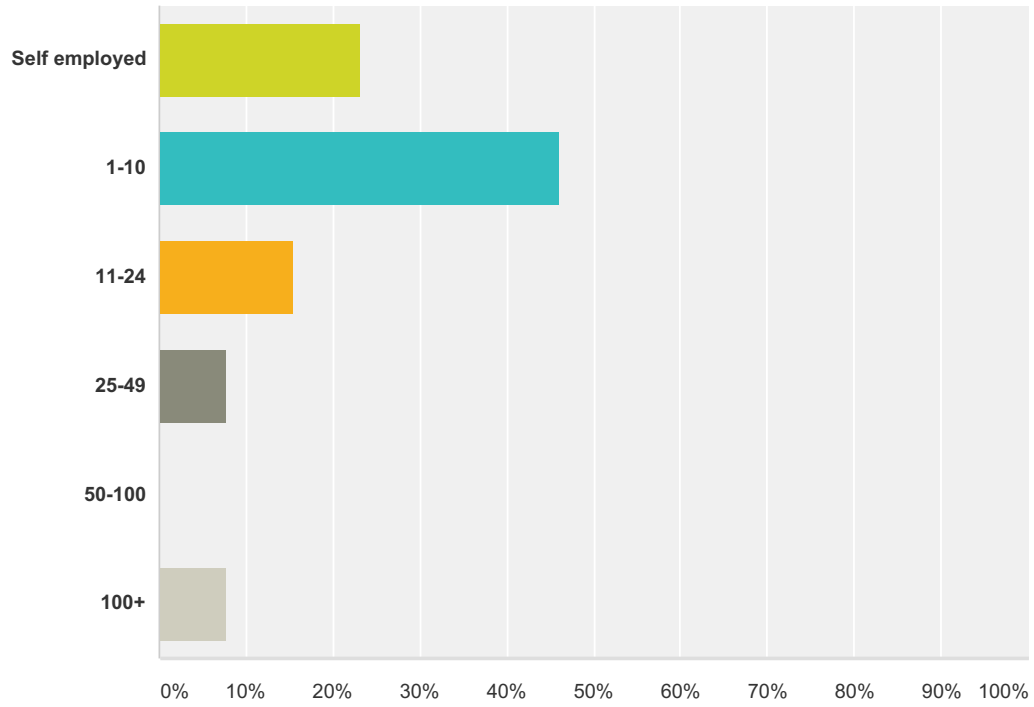
Answered: 13 Skipped: 0



Answer Choices	Responses
0-2 years	7.69% 1
3-5 years	15.38% 2
6-10 years	7.69% 1
More than 10 years	69.23% 9
Total	13

Q11 How many employees do you have?

Answered: 13 Skipped: 0



Answer Choices	Responses
Self employed	23.08% 3
1-10	46.15% 6
11-24	15.38% 2
25-49	7.69% 1
50-100	0.00% 0
100+	7.69% 1
Total	13

Cannington Neighbourhood Plan (Business)

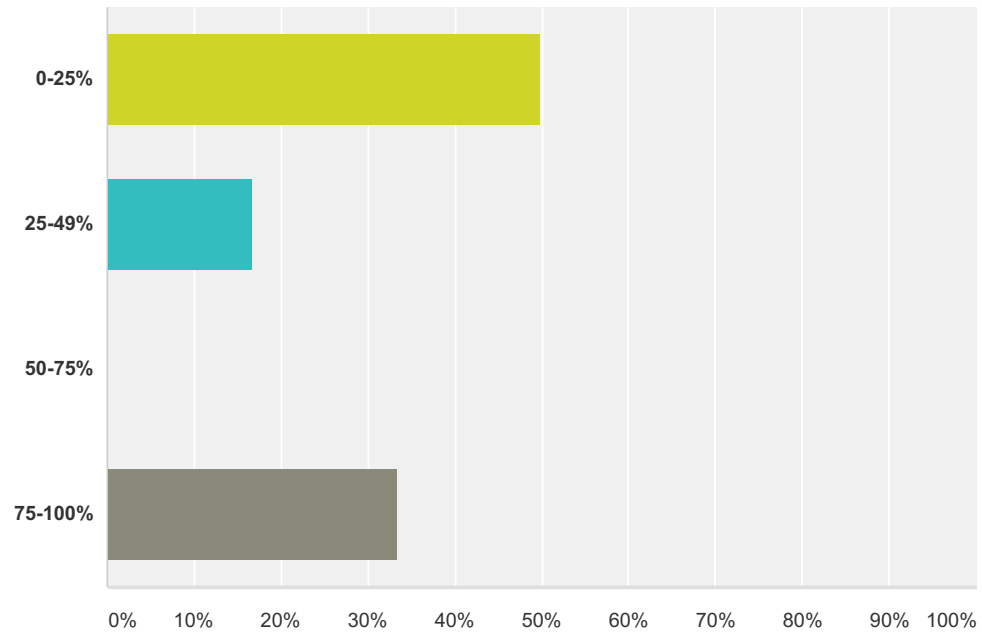
**Q12 Following on from Question above,
how many of your employees are?**

Answered: 12 Skipped: 1

Answer Choices	Responses	
Contracted 37 hours and above	50.00%	6
Contracted between 36 and 17hrs	33.33%	4
Contracted 16 hours or below	41.67%	5
Casual/Zero Hours (as required)	50.00%	6
Seasonal	8.33%	1
N/A Self Employed	50.00%	6

Q13 What percentage of your employees live in the village?

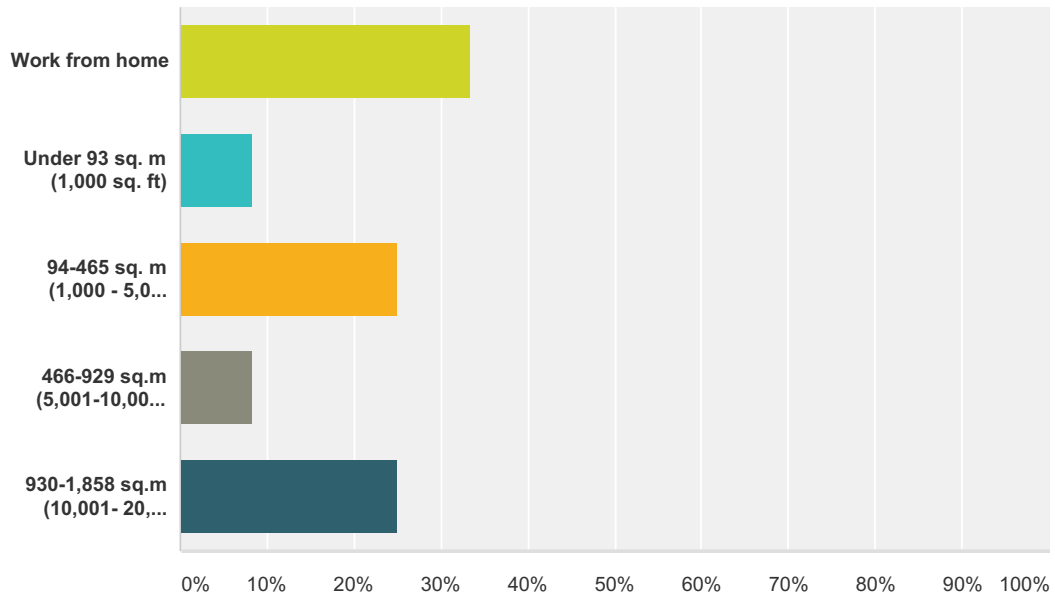
Answered: 12 Skipped: 1



Answer Choices	Responses	Count
0-25%	50.00%	6
25-49%	16.67%	2
50-75%	0.00%	0
75-100%	33.33%	4
Total		12

Q14 What is the approximate size of your current workspace?

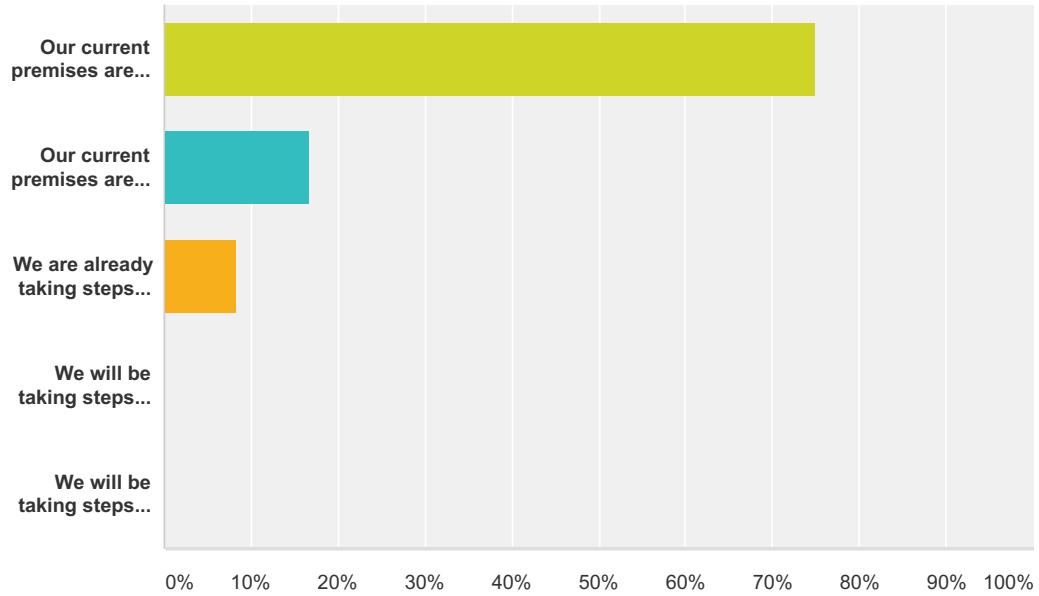
Answered: 12 Skipped: 1



Answer Choices	Responses
Work from home	33.33% 4
Under 93 sq. m (1,000 sq. ft)	8.33% 1
94-465 sq. m (1,000 - 5,000 sq. ft)	25.00% 3
466-929 sq.m (5,001-10,000 sq.ft)	8.33% 1
930-1,858 sq.m (10,001- 20,000 sq.ft)	25.00% 3
Total	12

Q15 Over the next 3 years do you think your workspace will continue to suit your needs?

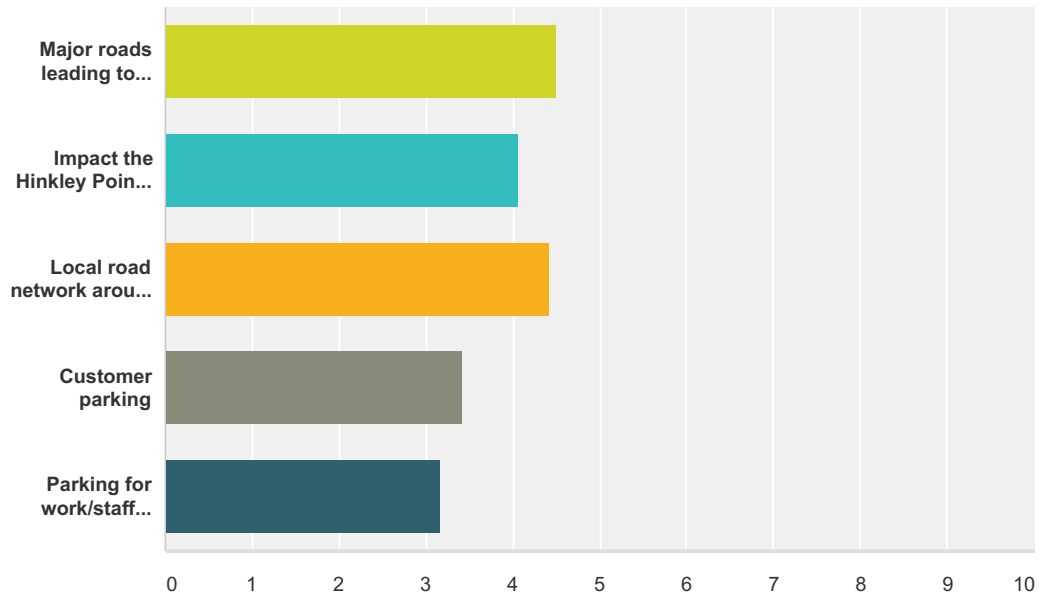
Answered: 12 Skipped: 1



Answer Choices	Responses
Our current premises are likely to remain suitable	75.00% 9
Our current premises are likely to become less suitable	16.67% 2
We are already taking steps to improve or extend our premises	8.33% 1
We will be taking steps to move to more suitable premises in/around Cannington	0.00% 0
We will be taking steps to move to more suitable premises outside of Cannington	0.00% 0
Total	12

Q16 Do you think the current local transport network affects your business?

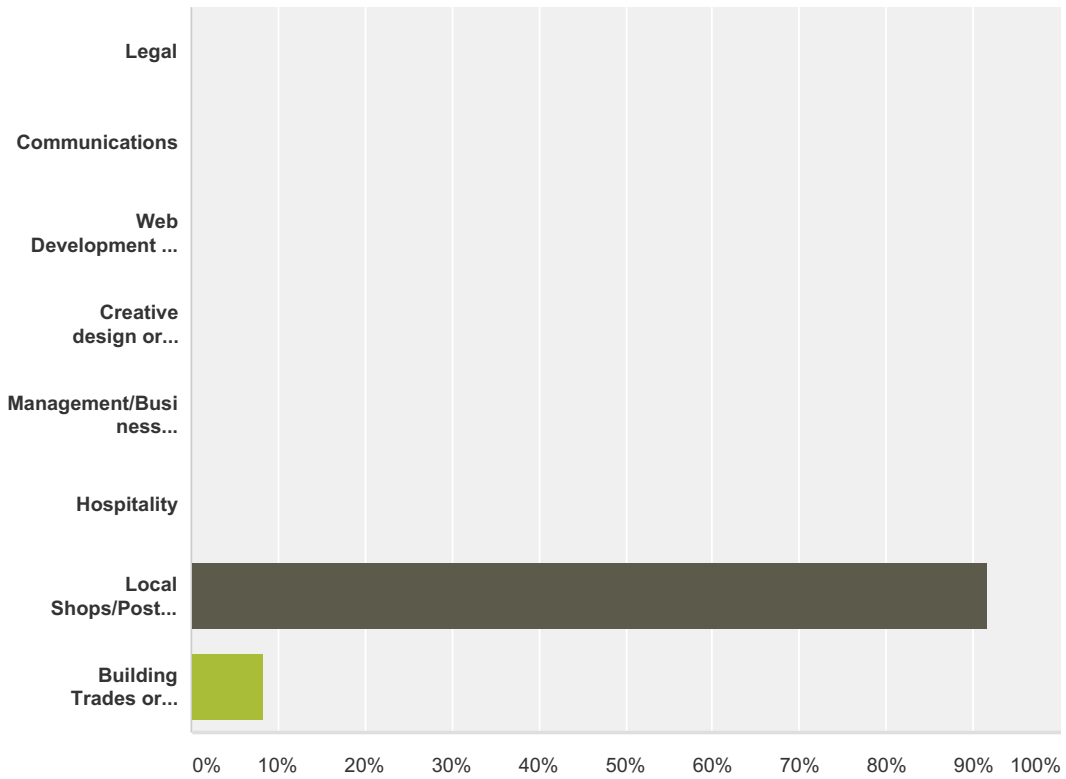
Answered: 12 Skipped: 1



	Strongly Disagree	Disagree	Neither Disagree Nor Agree	Agree	Strongly Agree	Total	Weighted Average
Major roads leading to Bridgwater & beyond	0.00% 0	0.00% 0	8.33% 1	33.33% 4	58.33% 7	12	4.50
Impact the Hinkley Point construction traffic will have on the local network?	0.00% 0	8.33% 1	16.67% 2	33.33% 4	41.67% 5	12	4.08
Local road network around Cannington	0.00% 0	0.00% 0	0.00% 0	58.33% 7	41.67% 5	12	4.42
Customer parking	8.33% 1	25.00% 3	16.67% 2	16.67% 2	33.33% 4	12	3.42
Parking for work/staff vehicles	9.09% 1	36.36% 4	9.09% 1	18.18% 2	27.27% 3	11	3.18

Q17 Which of the following services do you currently get from Cannington?

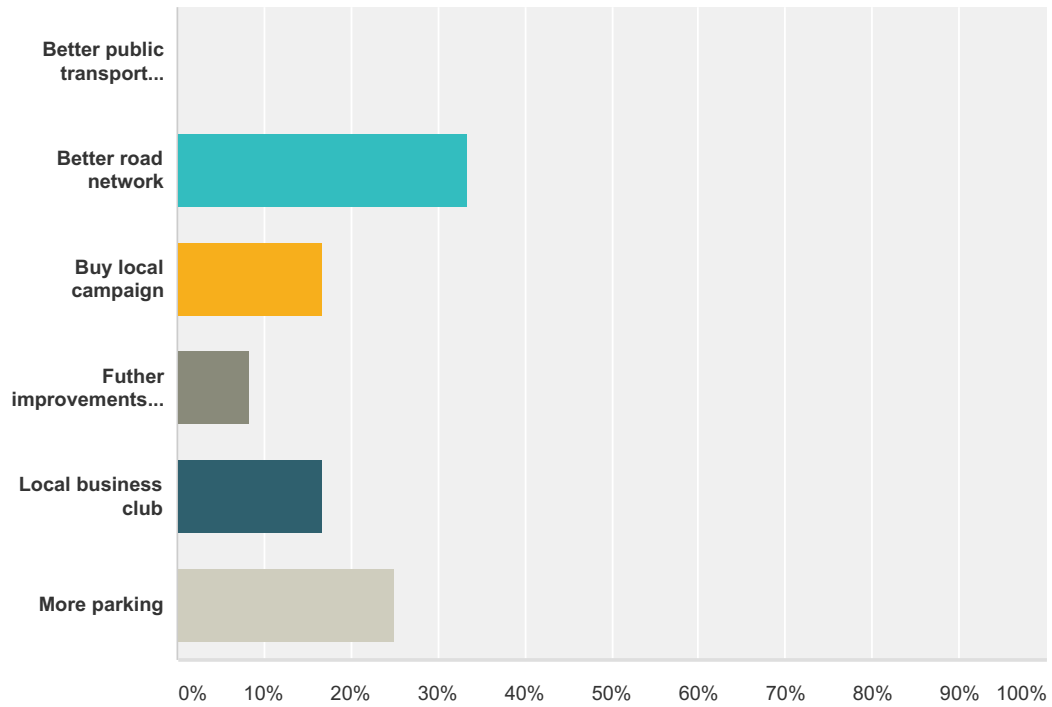
Answered: 12 Skipped: 1



Answer Choices	Responses
Legal	0.00% 0
Communications	0.00% 0
Web Development or I.T.	0.00% 0
Creative design or Publishing	0.00% 0
Management/Business Consultancy	0.00% 0
Hospitality	0.00% 0
Local Shops/Post Office	91.67% 11
Building Trades or Maintenance	8.33% 1
Total	12

Q18 Which of the following would most benefit local businesses?

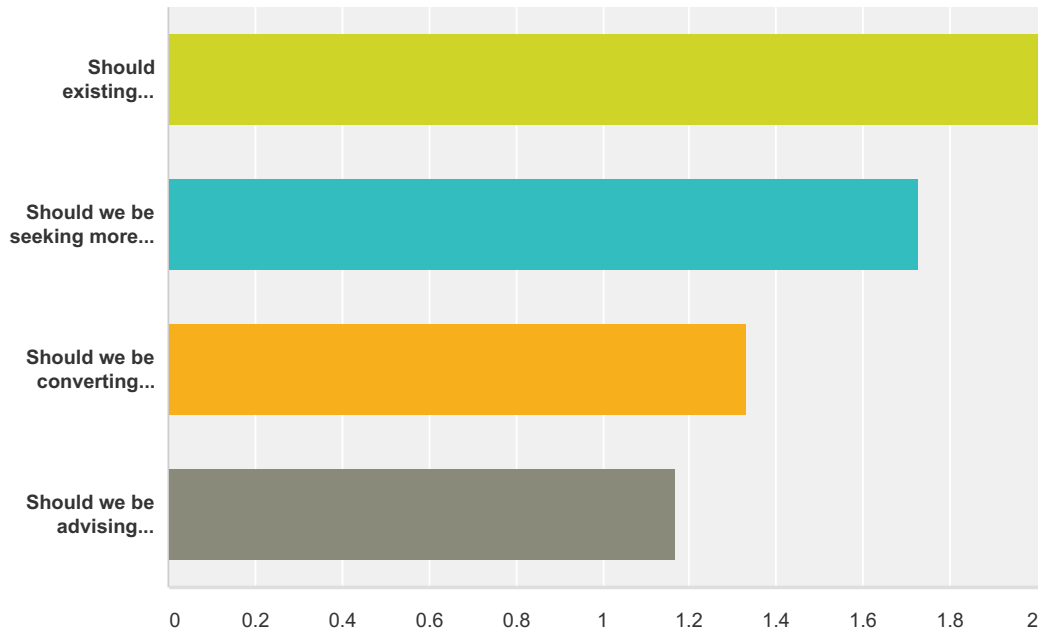
Answered: 12 Skipped: 1



Answer Choices	Responses
Better public transport service for employees	0.00% 0
Better road network	33.33% 4
Buy local campaign	16.67% 2
Futher improvements to broadband	8.33% 1
Local business club	16.67% 2
More parking	25.00% 3
Total	12

Q19 About Neighbourhood Planning and policies:

Answered: 13 Skipped: 0



	Yes	No	Don't Know	Total	Weighted Average
Should existing employment locations and buildings be protected from change of use?	25.00% 3	50.00% 6	25.00% 3	12	2.00
Should we be seeking more land for employment and business purposes?	36.36% 4	54.55% 6	9.09% 1	11	1.73
Should we be converting existing redundant buildings into employment and business use?	83.33% 10	0.00% 0	16.67% 2	12	1.33
Should we be advising improvement of the transport network?	83.33% 10	16.67% 2	0.00% 0	12	1.17

Q20 What do you see as the current benefits (if any) of having your business located in Cannington?

Answered: 10 Skipped: 3

**Q21 Do you have any general comments
please add them here.....**

Answered: 8 Skipped: 5